



Agence immobilière
GROUPE IMMOBILIER
LONDONO
REALTY GROUP INC

Courtier immobilier
PETER RAWSKI
www.peterrawski.com
514 679 8578

Courtier immobilier
ANNA DONATO
www.annadonato.ca
514 806 1446

514 937 1717
www.londonogroup.com

www.PeterRawski.com * www.LondonoGroup.com



The *Rawski* Team
514.679.8578 ~ Rawski@LondonoGroup.com





INFORMATION & EDUCATIONAL PACKAGE

Enclosed you will find information regarding Peter and the LONDONO Team of professionals, the unique system developed to get your home sold quickly and for top dollar, a list of questions you should ask **ANY** Realtor before you sign **ANYTHING**, details of Peter's guarantee, a list of Real Estate Myths, and much more!

Please review this package before your next appointment with Peter and his team.

We will review the important information, answer any questions and create a personalized plan according to your needs and budget.



Dear SELLER

Thank you for taking the time to review this package. I have given you these materials in advance so that you will know a little more about me, my team, our services, and how they will benefit you.

At this point, I don't know all of your particular needs and objectives, nor do I know your financial and family situation entirely. I do know that selling a home can be extremely emotional and/or a very exciting time in your life. My job is to provide you with enough information so you can make an honest, informed decision based upon facts not hype.

As you look through this package, use the forms at the back to note any questions that you have for me so that we will not forget to address them at our meeting. I am preparing a complete presentation and market analysis for you. I will cover many important items that other agents may not even know, such as:

- ✓ The proven 201 Step Home Selling System
- ✓ And much more

Selling your home is a complicated task, so it is crucial to have every possible advantage you can. Thank you again for your time, and I look forward to meeting with you.

Sincerely,



Peter Rawski, PMP, B.Comm

Think about it. Pensez-y.

514.679.8578
rawski@londonogroup.com

www.MontrealRevenue.com

THE PROPERTY SHOP
HGTV

Tatiana Londono

Peter Rawski

**The real estate broker:
A skilled professional,
backed by a solid network.**

Le courtier immobilier,
un professionnel compétent
et bien entouré.

MISSION STATEMENT

It is the mission of PETER RAWSKI and LONDONO TEAM to consistently provide the highest quality, most innovative and exceptional real estate service available anywhere in the Greater Montreal Area, and surrounding areas.

Our client's needs always come first. We will strive to always provide value far in excess of our client's expectations. Our constant goal is mutual respect, and long term relationships that are beneficial to all parties.

Our operation will be a great place to work and do business. We will be positive, helpful, and enthusiastic at all times – always focusing on solutions, not challenges. We will take care of business first and foremost, but have fun and enjoy ourselves in the process.

We will run a clean, organized, and efficient operation, and always adhere to the highest standards of integrity and ethical business practices.

We will never rest on our accomplishments. We will constantly strive to create, develop, and implement new ideas, strategies, and services that will benefit our clients.

We will continue to seek continuing education in all aspects of our business to increase the level of service we offer our clients.




Core Values

- Honesty & Integrity at all times and in all situations.
- Continually improve our services to exceed our client's expectations.
- Create and nurture a fun, exciting, creative and productive work environment.
- Tirelessly pursue personal & Team growth while reaching well-formulated goals.
- Work with only the most enjoyable and motivated clients and co-workers.



Tatiana Londono - President & Founder

Tatiana Londono is the Co-Founder, President and Director of Londono Realty Group Inc, one of the largest residential brokerage firms in Montreal, with more than 100 agents and 3 offices in Montreal, the West Island and in Miami, Florida.



Efficient & experienced real estate professionals to help buy or sell your home

Founded in 2007, Londono Realty Group's innovative approach to buying and selling residential and commercial properties has helped transform the greater Montreal real estate landscape. Built on principles of professionalism, integrity and dedication to its clients and guided by those principles, company provides a vast array of real estate based services...

All Agents are NOT equal!

**Professors have Doctorates,
Physicians have Medical Degrees**

Le courtier de votre secteur! 514 679 8578

PETER RAWSKI
COURTIER IMMOBILIER PMP, S.Com.

12 ans D'expérience!

REALTORS have DESIGNATIONS TOO!

**How can you tell if your real estate agent has the
knowledge and experience you need?**

Ask about their Designations!

**Designations mean your agent has invested their time and money to attend
courses, take and pass difficult exams, and achieve specified levels of
professional achievement in order to earn each Designation.**

**This translates into a professional with advanced degrees to assist you in
protecting *YOUR* biggest asset!**

LISTING AGREEMENT - EASY EXIT

What's your biggest fear when you list your home with a real estate agent? It's simple. You worry about being locked into a lengthy listing agreement with a less than competent real estate agent, costing your home valuable time and exposure on the market.

Well, worry Only one restriction applies...we ask that you voice your concern and give us ½ month (15) days to try and fix the problem. That seems fair, doesn't it? If we can't no more. The Peter Rawski Team takes the risk and the fear out of listing your home with a real estate agent. How? Through our EASY EXIT Listing Agreement.

When you list your home through our EASY EXIT Listing Agreement, you can cancel your listing with us at any time. No hassles. It's easy.

You can cancel your listing anytime
You can relax, knowing you won't be locked into a lengthy contract
Enjoy the caliber of service confident enough to make this offer

fix any concerns within the period, you are free to withdraw your listing.

Peter and LONDONO team have strong opinions about real estate service.
Peter believes that if you are unhappy with the service you receive, you should have the power to fire your agent.



Commission & Compensation Terms:

Everything is negotiable in a real estate transaction, including the commission, which in most parts of the country is 5-6% of the sales price, usually split between the listing agent and buyer's agent.

**We cut the “Fat” and go right to the bone.
On most of our transactions with 2 Agents**

50/50 Split = 4% - 4.5%

... My Job is to make sure the Buyers Agent will be responsible to bring in Top \$\$
from his the client to off set his commission!

**If we Manage to Sell to our Clients (One Agent)
We will ONLY bill you for 3 - 2.5 % Total!**



The *Rawski* Team
514.679.8578 ~ Rawski@LondonoGroup.com



Social Media Exposure - 24/7



PeterRawski.com

www.LondonoGroup.com

www.facebook.com/RawskiRealEstate

www.instagram.com/peterrawski_com

twitter.com/peterrawski

<https://www.linkedin.com/feed/>

<https://www.youtube.com/user/MTLRealEstateCoach>

“Amazing 201 Step System to Get Your Home Sold Fast and For Top Dollar”



1. Research tax records to verify full and complete legal information is available to prospective buyers and buyer's agents on MLS printout.
2. Research property's ownership and deed type
3. Research property's public record information for lot size & dimensions
4. Research and verify legal description
5. Research property's land use coding and deed restrictions
6. Research property's current use and zoning
7. Verify legal name(s) of owner(s) in county's public property records
8. Research sales activity for past 6-18 months from MLS and public records databases
9. Research "Average Days on Market" for property of this type, price range, and location
10. Research competitive properties that are currently on the market.
11. Research competitive properties that have been withdrawn.
12. Research competitive properties that are currently under contract.
13. Research expired properties (properties that did not sell during their time on the market).
14. Research competitive properties that have sold in the past six months.
15. Call agents, if needed, to discuss activity on the comparable properties they have listed in the area.
16. Research the previous sales activity (if any) on your home.
17. Download and review property tax roll information
18. Prepare "Comparable Market Analysis" (CMA) to establish fair market value
19. Obtain and verify accurate methods of contacting you.
20. Gather information to help assess your needs.
21. Review current title information.
22. Measure interior room sizes.
23. Confirm lot size your copy of certified survey, if available.
24. Obtain copy of floor and pool plans, if available
25. Review current appraisal, if available.
26. Identify Home Owner Association manager, if applicable
27. Verify Home Owner Association fees, if applicable
28. Verify security system, current term of service and whether owned or leased.
29. Verify if you have a transferable Termite Bond.
30. Ascertain need for lead-based paint disclosure
31. Verify if property has rental units involved; if so, make copies of all leases, verify all rent and deposits,

- inform tenants of listing and discuss how showings will be handled.
32. Compile list of repairs and maintenance items.
33. Prepare showing instructions for buyers' agents and agree on showing time window with you.
34. Assess your timing.
35. Assess your motivation.
36. Assess your immediate concerns.
37. Ask you questions about the property and yourselves to learn how to better serve and provide helpful information if needed.
38. Discuss your purchase plans and determine how Peter, and the Londono team can assist you in your next purchase (local, new home construction, investment, or relocation) or if we can research and find a qualified agent to assist you in your new location.
39. Determine how quickly you need to move.
40. Obtain information that will help Peter to prepare the listing, advertising and marketing materials. Questions will include: What type of improvements have you done to your house in the past five years? What other features of your home make it attractive to buyers? (Type of cabinets, flooring, decks, pool, fireplaces, etc.) What do you think the home is worth? How much do you owe on the property?
41. Prepare you by asking you to gather home information: to have copy of deed, current tax bill, copy of a survey, copy of your title policy available (this could potential save you money if you purchased less than three years ago).
42. Obtain one set of keys which will be inserted in the lockbox.
43. Perform Interior Décor Assessment
44. Review results of Interior Décor Assessment and suggest changes to shorten time on market.
45. Perform exterior "Curb Appeal Assessment" of subject property.
46. Review results of Curb Appeal Assessment with seller and provide suggestions to improve salability.
47. Give you an overview of current market conditions and projections.
48. Provide Home Audit to discuss constructive changes to your home to make it more appealing, to show exceptionally well and help it to yield the greatest possible price to an interested buyer.
49. Provide you with home showing guidelines to help have the home prepared for appointments. (i.e. lighting, soft music, etc.)
50. Review and explain all clauses in Listing Agreement (and addendums, if applicable).
51. Enter your name, address, phone number, and email address in order to keep you informed of market changes, mortgage rate fluctuations, sales trends or anything that may affect the value and marketability of your property.
52. Compile and assemble formal file on property
53. Present Comparable Market Analysis (CMA) Results to you, including comparables, solds, current listings and expired listings.
54. Offer pricing strategy based on professional judgment and interpretation of current market conditions.
55. Assist you in strategically pricing home to enable it to show up on more MLS Searches.
56. Discuss goals with you to market effectively.
57. Discuss and present strategic master marketing plan.
58. Explore method of pricing your property below comparable value to bring the most buyers to your property quickly.
59. Present and discuss the (LONDONO) Program to market your home the most effectively and

- bring the most buyers to you in the shortest amount of time
60. Explore the option of marketing your home with an incentive of buying down points on the buyers' loan; potential results are: you retain a higher agreed upon price (which results in more proceeds to you) and the buyer saves on monthly payments and a tax credit.
61. Prepare an equity analysis to show you expenses, closing costs and net proceeds.
62. Explain the use of the Seller's Property Disclosure Statement you will complete, and that will be presented to the buyer of your home. This will help you avoid devastating setbacks and preserve your legal rights.
63. Take full color digital photographs of the inside and outside of your home for marketing flyers, advertisements and the Internet.
64. Set up home Warranty, if you choose, to protect your home during listing period and for 12 months after the sale to reassure buyer of the quality of your home.
65. Install hi-tech lockbox to allow buyers and their agents to view your home conveniently but does not compromise your family's security.
66. Write remarks within the MLS system specifying how you want the property to be shown.
67. Prepare showing instructions for buyers' agents and agree on showing time window with you.
68. Prepare detailed list of property amenities to have readily available at your home, to include in Marketing Booklet, and assess market impact
69. Prepare MLS property Profile Sheet
70. Proofread MLS database listing for accuracy – including proper placement in mapping function
71. Enter property data from Profile Sheet into MLS Listing Database
72. Electronically submit your home listing information to The Multiple Listing Service for exposure to all active real estate agents in the area.
73. Immediately submit digital photos of the interior and exterior of your home to the MLS at the same time listing is input allowing buyers and agents to view pictures when narrowing down homes they will actually tour.
74. Add property to Londono Active Listings list; provide information in two locations in office for Realtors® when potential buyers call for details.
75. Provide you with signed copies of Listing Agreement and MLS Profile Data Sheet
76. Explain marketing benefits of Home Owner Warranty with you.
77. Assist you with completion of Home Owner Warranty application.
78. Submit Home Warranty application for conveyance at time of sale.
79. Provide you with a Personal Customized Services sheet to explain specific marketing available for your property.
80. Provide you with a personalized Advertising Questionnaire for your input in verbiage for advertisement
81. Review Londono Full Service Marketing System and the benefits provided, resulting in the rapid sale of your property.
82. Offer Realtor® tour, if applicable, to provide you with professional feedback and additional ways to best promote your home
83. Offer a Broker's Open, if applicable, to promote your property to local Realtors® and their customers, to maximize showings
84. Create advertisements with your input, including information from Personalized Advertising Questionnaire
85. Prepare mailing and contact lists

86. Create, order, and mail Just Listed Postcards to promote the value of your home over others on the market.
87. Create, print, assemble, and mail compelling flyers to hand deliver and/or mail to target customers, to stimulate calls on your home.
88. Advise Network Referral Program of listing
89. Provide marketing data to buyers coming from referral network
90. Create a marketing property brochure of features and lifestyle benefits of your home for use by buyer agents showing your home. This will be prominently displayed in your kitchen or dining room.
91. Prepare copies of Seller's Disclosures and Home Owner's Disclosures to be placed in your home to be available for buyers; these are to be included in a contract.
92. Create a custom "Home Marketing Book" to be placed in your home for buyers & buyer's agents to reference home features, area map, plat/lot map, floor plan (if available), tax information, and other possible buyer benefits. Provide 5 for your property, and replace as needed. This makes your home stand apart in the buyers' minds long after they have left your property.
93. Deliver "Home Marketing Book" to your property and display in prominent location for buyers' easy access.
94. Respond within 15 minutes of immediate page over the internet through our exclusive Lead Router program, which is a highly effective way to communicate with buyers who are interested in your property. Over 84% of all inquiries come from the Internet.
95. Convey all price changes promptly to Internet real estate sites
96. Capture feedback from Realtors® after all showings
97. Place regular weekly update calls or emails to you to discuss all showings, marketing, and pricing.
98. Research weekly current laws, interest rates, and insurance conditions as it relates to the housing industry, and specifically how it impacts the sale of your property. Notify you of any conditions promptly.
99. Notify you immediately of any offers, potential offers, or needs.
100. Discuss feedback from showing agents with you to determine if changes will accelerate the sale.
101. Search the MLS System for Realtors most likely working with interested and capable buyers matching your home, then fax or email copies of your home listing information for them to review immediately.
102. Maximize showing potential through professional signage. Londono has the most recognizable logo and trademark in real estate.
103. Install PeterRawski lawn sign in front yard when allowed by Home Owners /Condo Association.
104. Market your home on the following internet sites: Realtor.com, Londono.com, Peter Rawski.com, SocialMedia
105. Peter is the exclusive Realtor® for PeterRawski.com for all of Montreal, QC. This produces additional potential customers for you.
106. Submit a crisp, clean digital montage of photos complete with personally written remarks detailing your home and upload on all websites.
107. If Open House is to be held, arrange for print ad to be placed in Social Media, circle the Monday before Open House to maximize number of customers.

108. Target market to determine who the most likely buyer willing to pay the highest price will be.
109. Discuss marketing ideas with “Mastermind” group of top Realtors from across country.
110. Deliver copies of advertisements and marketing material of your home to you for your review.
111. Make info box or tube available under “For Sale” sign making feature sheets available to those passing by.
112. Use other marketing techniques; such as offering free reports to multiply chances of buyers calling in, discussing, pre-qualifying for and touring your home.
113. Help you to prepare the Homeowner’s Information Sheet which includes information on utilities and services the buyer will need to know when transferring after closing.
114. Prepare a financing sheet with several financing plans to educate buyers on methods to purchase your home.
115. Advertise home to my VIP Buyers as well as all qualified buyers in my database.
116. Distribute flyer to all 127 agents in my Londono office. Promote your home by distributing flyers local lenders and potential buyers who are relocating to our area.
117. Promote the benefits of your property to all 127 agents in my office, and update them on any changes so they may convey enticing information to their buyers.
118. Deliver copies of advertisements and marketing material of your home to you for your review.
119. Promote your home to top Realtors in other areas.
120. Log in all home showings to keep record of marketing activity and potential purchasers.
121. Follow up with all the agents who have shown your home via fax or personal phone call to answer questions they may have.
122. Send a personalized letter or postcard to residents in your immediate neighborhood promoting the features and lifestyle benefits of your home. Often neighbors know of friends or family members who are thinking of moving into the neighborhood.
123. Personally call your immediate neighborhood and surrounding neighborhood to promote the benefits of your home.
124. Prepare a weekly market analysis update of any activity in your neighborhood (i.e.: new homes on the market, homes that have sold etc) to keep you informed about key market conditions within your area.
125. Pre-qualify all buyers whom our agents will bring to your home before showings to avoid wasting your time with unqualified showings and buyers.
126. Discuss qualifications of prospective buyers to help determine buyer motivation, ability to purchase and probability of closing on the sale.
127. Provide Open Houses with a licensed Realtor® at your request.
128. Handle paperwork if price adjustment needed.
129. Take all calls to screen for qualified buyers and protect you from curiosity seekers.
130. Receive and review all Offers to Purchase contracts submitted by buyers or buyers’ Agents to determine best negotiation position.
131. Contact buyers’ agents to review buyer’s qualifications and discuss offer
132. Evaluate offer(s) and prepare a “net sheet” on each for you for comparison purposes, if requested
133. Counsel you on offers. Explain merits and weakness of each

- component of each offer
134. Fax or deliver Seller's Disclosure form to buyer's agent or buyer (upon request and prior to offer being made if possible)
135. Confirm buyer is pre-qualified by calling Loan Officer
136. Obtain pre-qualification letter on buyer from Loan Officer
137. Negotiate highest price and best terms for you and your situation.
138. Prepare and convey any counteroffers, acceptance or amendments to buyer's agent
139. Fax or hand deliver copies of contract and all addendums to closing title company
140. When an Offer to Purchase Contract is accepted and signed by you, deliver signed offer to buyer's agent
141. Record and promptly deposit buyer's earnest money in escrow account.
142. Deliver copies of fully signed Offer to Purchase contract to you
143. Fax/deliver copies of Offer to Purchase contract to Selling Agent
144. Fax copies of Offer to Purchase contract to lender
145. Provide copies of signed Offer to Purchase contract for office file
146. Provide copies of signed Offer to Purchase contract to Title Agency
147. Advise you in handling any additional offers to purchase that may be submitted between contract and closing
148. Change status in MLS to "Sale Pending"
149. Review buyer's credit report results—Advise seller of worst and best case scenarios
150. Assist buyer with obtaining financing, if applicable and follow-up as necessary
151. Coordinate with lender on Discount Points being locked in with dates
152. Deliver unrecorded property information to buyer
153. Order septic system inspection, if applicable
154. Receive and review septic system report and assess any possible impact on sale
155. Deliver copy of septic system inspection report lender & buyer
156. Coordinate termite inspection ordered
157. Coordinate mold inspection ordered, if required
158. Coordinate home inspection ordered and handle contingencies, if any
159. Confirm Verifications Of Deposit & Buyer's Employment Have Been Returned
160. Follow Loan Processing Through To The Underwriter
161. Contact lender weekly to ensure processing is on track
162. Relay final approval of buyer's loan application to you
163. Coordinate buyer's professional home inspection with you
164. Review home inspector's report
165. Assist seller with identifying and negotiating with trustworthy contractors to perform any required repairs
166. Schedule Appraisal
167. Provide comparable sales used in market pricing to Appraiser
168. Follow-Up On Appraisal
169. Assist seller in questioning appraisal report if it seems too low
170. Coordinate closing process with buyer's agent and lender
171. Update closing forms & files
172. Ensure all parties have all forms and information needed to close the sale
173. Confirm closing date and time and notify all parties
174. Assist in solving any title problems (boundary disputes, easements, etc)
175. Work with buyer's agent in scheduling and conducting buyer's Final Walk-Thru prior to closing
176. Research all tax, utility and other applicable pro-rations
177. Request final closing figures from

- closing agent
178. Receive & carefully review closing figures on statement to ensure accuracy of preparation
 179. Review final figures on statement with you before closing
 180. Forward verified closing figures to buyer's agent
 181. Request copy of closing documents from closing agent
 182. Confirm buyer and buyer's agent have received title insurance commitment
 183. Provide "Home Owners Warranty" for availability at closing
 184. Review all closing documents carefully for errors
 185. Forward closing documents to absentee seller as requested
 186. Review documents with closing agent
 187. Provide earnest money deposit check from escrow account to closing agent
 188. Coordinate financing, final inspections, closing and possession activities on your behalf to help ensure a smooth closing.
 189. Assist in scheduling the closing date for you and all parties.
 190. Set up final walk- through of your home for buyers and their agent.
 191. Coordinate closing with your next purchase and resolve any timing problems
 192. Arrange possession and transfer of home (keys, warranties, garage door openers, community pool keys, mail box keys, educate new owners of garbage days/recycling, mail procedures etc.).
 193. Have a "no surprises" closing and present seller a net proceeds check at closing
 194. Change MLS listing status to Sold. Enter sale date and price, selling broker and agent's ID numbers, etc.
 195. Answer questions about filing claims with Home Owner Warranty company if requested

196. Attempt to clarify and resolve any conflicts about repairs if buyer is not satisfied
197. Respond to any follow-on calls and provide any additional information required from office files.
198. Help you relocate locally, or out of area with highly experienced Londono/KW agents across the globe - you are sure to have the highest quality agent to help you on both sides of your move to make it worry and stress free.
199. Send letter with picture of your new home on it - delivered to 20 friends and family, providing your change of address.
200. Londono Real Estate, Inc. at the Downtown Montreal office is one of the top real estate office in the Province for volume. You benefit from the experience and contacts of 127 of the most professional, exceptional Realtors® available to anyone!
201. Peter is a devoted, full time Broker/REALTOR® - not a part time real estate agent. Designations include (Top 1% Londono Broker's, 2012,13,14,15, & 16... More to Come!!!). Your benefits include my expertise, and a wide range of market areas to promote your home.

Is there any question why *The Peter Rawski Team* often sells homes for 95% of asking price with as little as 60 days on the market? Compare this to the local agency averages and you can see why this "201 Step System" is so effective.



HIGH ROLLERS CLUB 2020
LONDONO REALTY GROUP INC

PETER RAWSKI



PETER RAWSKI
COURTIER IMMOBILIER

PETER RAWSKI, PMP, B.Comm

Courtier Immobilier Certifié | Certified Real Estate Broker

Cell: 514.679.8578 rawski@londonogroup.com

PETERRAWSKI.COM

Agence Immobilière
GROUPE IMMOBILIER
LONDONO
REALTY GROUP INC

WITH YOU, EVERY STEP OF THE WAY!

HIGH ROLLERS CLUB 2019

LONDONO REALTY GROUP INC








HIGH ROLLERS CLUB 2014
LONDONO REALTY GROUP INC



HIGH ROLLERS CLUB 2012
LONDONO REALTY GROUP INC





SUGGESTED QUESTIONS FOR LISTING AGENTS

1. Do you work as a full-time Realtor?
2. How Many potential buyers and sellers do you talk with in a week/ A month?
Of those you speak with, how many actually contact you as opposed to cold calling?
3. How many buyers are you currently working with?
6. In what ways will you encourage other Realtors to show and sell my home?
5. What can you tell me about the real estate market in this area?
6. What price do you recommend for my home, and what is it based on?
7. What are your average days on market?
8. What is your list to sales price ratio?
9. What kind of advertising do you do?
10. How often will my home be advertised, and where?
11. How do you attract buyers from outside the local area?
12. Will you prepare an informative feature sheet for my property?
13. Where and how will the feature sheets be distributed, and to whom?
14. Do you have a system to follow-up with other agents and brokers so that we get valuable feedback after every showing?
15. How often, and in what way will I be kept informed?
16. Are you associated with a national referral network that refers their buyers to you and gives you the opportunity to refer me to the top agent in the town or state I may be moving to?
17. Do you have a Team to help with the details, or are you a one man / woman wonder show & do it all yourself?
18. Do you have a way to market my home through the Internet or Virtual Tours?
19. Do you have a Specific Marketing Plan designed to sell my property quickly and for top dollar? How does it go beyond placing a sign in my yard, an ad in the paper, and notifying the Multiple Listing Service?
19. May I see a copy of your last listing as it appears to other Realtors on the MLS? (Called a "Realtors Full Report")
20. Do you have an 800# Hot-Line so that my home is marketed 24-hours a day, 7 days a week?
21. How many homes have you sold in the past 6 months/ Year?
22. Do you have references that I may call?
23. What happens if I am not happy with your service? Do you have a 100% satisfaction guarantee policy? Can I cancel my listing if I am not satisfied or am I locked in?

FACT...



On the average... Buyers inspect 12 homes before making an offer.

That means 11 other homes are competing against

What that means to you is...

Your home will sell at highest profit and in the quickest amount of time when all the ingredients are combined perfectly.

If only one ingredient is left out of the formula or is out of proportion to the others...

Your home will take longer to sell and will, quite possibly COST YOU MONEY

There are 5 essential ingredients that comprise the formula for a successful sale of your home.

In today's market, buyers are increasingly savvy. Many sellers are "testing the market" resulting in a high number of listings. This means the competition is stiff!

Working together, we can make sure your home gets the attention it needs to stand out from the pack.

Your job is to make your home bright, shiny, and clean—as close to a "model" home as possible. My job is to 'tell the world' and work to gain maximum market exposure.

CONDITION, LOCATION, MARKET, TERMS, PRICE

LOCATION

The pricing of your home must reflect its location. The better the location, the higher the acceptable price. School districts, high or low traffic, and highway accessibility, all need to be considered in determining the value of your home's location. We cannot control the location

CONDITION

The pricing of your home must accurately reflect its condition. The general upkeep and presentation of your home is critical to obtaining the highest value for your home. Nature of the roof, plumbing, carpets, and paint all relate to condition. Basic rule: If we can smell it...we can't sell it!

MARKET

Recession, inflation, interest rates, mortgage availability, competition, and the public's perception of the general economy all make up the market. It may be a buyer's market or a seller's market. The pricing of your home must reflect the current nature of the market because we cannot influence the market. We can, however, take advantage of the market.

TERMS

The more financing terms and options you accept, the more potential buyers there will be for your property. The pricing of your home must reflect the terms available. The easier the terms, the more valuable your property becomes. (And this is where my team of professional Affiliates really shine-by offering a broad, full-spectrum of mortgage products and options to both you and all potential buyers!)

PRICE is the #1 most important factor in the sale of your home.

The consequences of making the wrong decision are painful. If you price your home too low, you will literally give away thousands of dollars that could have been in your pocket.

Price it too high, and your home will sit unsold for months, developing the reputation of a problem property (everyone will think that there is something wrong with it).

Failure to understand market conditions and properly price your home can cost you thousands of dollars and cause your home not to sell... fouling up all of your plans.

Setting the proper asking price for your home is the single biggest factor that will determine the success or failure of your home sale.

I Won't Let This Happen To You!

Utilizing the latest computer technology and my in depth knowledge of the market, we will analyze current market conditions in combination with your personal time requirements to identify the correct price range for your home.

You can't afford any "guesswork" in this critical step!



Courtier immobilier Certifié
PETER RAWSKI
Certified Real Estate Broker

514 679 8578 www.peterrawski.com

COURTIERS DES VENTES DU MOIS - SALES BROKER OF THE MONTH

Courtier Immobilier
PETER RAWSKI
514.679.8578

1 PERSISTENCE
Don't feel bad if you haven't found the right house yet, the average first time home buyer looks at more than 20 homes before selecting one.

2 SCRUTINIZE
When looking at a potential house, look in the basement first, many imperfections in the foundation and hidden worries can be discovered.

3 ORGANIZE
Get your documents together. Collect pay stubs, bank account statements, W-2s, tax returns for the last two years, statements from current loans and credit lines, also names and addresses of your landlords for the past two years.

4 ENERGY EFFICIENCY
If the house doesn't come with appliances, consider buying Energy Star certified ones to be eligible for a tax write-off and to help the environment.

5 COMPARE
To help compare similar homes, divide the price of the home per square foot so you can see the cost per usable space in the home.

**10 Must Know Tips For
FIRST TIME
HOME BUYERS**



6 COMMUNITY
Try to choose an area with good schools. This will come in handy when you go to resell - even if you don't have kids.

7 GET APPROVED
Get a Shore Before approval first, so when you're ready to buy, the underwriting process is already underway.

8 EVALUATE OPTIONS
If you want the benefit of a lower down payment and you don't want private mortgage insurance (PMI) use a program that waives your escrow costs.

9 ASK AROUND
Ask your Loan Officer for a Good Faith Estimate to have a good idea of how much money you need to bring to closing.

10 ARM OR FIXED
Consider an Adjustable Rate Mortgage if you're planning on living in your home less than 7 years, because only 66% of first time homebuyers stay in their first home longer than 7 years.
(According to the 2008 National Survey of the 1001 and 2007 American Housing Survey)

WWW.PETERRAWSKI.COM

PRICING GUIDELINES

- What you paid for your property does not effect its value.
- The amount of money you need to get out of the sale of your property does not effect its value.
- What you think it should be worth has no effect on value.
- What another real estate agent says your property is worth does not affect its value.
- An appraisal does not always indicate what your property is worth on the open market.

The value of your property is determined by what a ready willing and able buyer will pay for it in the open market, which will be based upon the value of other recent closed sales. **BUYERS DETERMINE VALUE!!**

BENEFITS OF PROPER PRICING

- **FASTER SALE:** The proper price gets a faster sale, which means you save on mortgage payments, real estate taxes, insurance, and other carrying costs.
- **LESS INCONVENIENCE:** As you may know, it takes a lot of time and energy to prepare your home for showings, keep the property clean, make arrangements for children and pets, and generally alter your lifestyle. Proper pricing shortens market time.
- **INCREASED SALESPERSON RESPONSE:** When salespeople are excited about a property and its price, they make special efforts to contact all their potential buyers and show the property whenever possible.
- **EXPOSURE TO MORE PROSPECTS:** Pricing at market value will open your home up to more people who can afford it.
- **BETTER RESPONSE FROM ADVERTISING:** Buyer inquiry calls are more readily converted into showing appointments when the price is not a deterrent.
- **HIGHER OFFERS:** When a property is priced right, buyers are much less likely to make a low offer, for fear of losing out on a great value.
- **MORE MONEY TO SELLERS:** When a property is priced right, the excitement of the market produces a higher sales price in less time. You NET more due to the higher sales price and lower carrying costs.

DRAWBACKS OF OVERPRICING

- **REDUCES ACTIVITY:** Agents won't show the property if they feel it is priced too high.
- **LOWER ADVERTISING RESPONSE:** Buyer excitement will be with other properties that offer better value.
- **LOSS OF INTERESTED BUYERS:** The property will seem inferior in amenities to other properties in the same price range that are correctly priced.
- **ATTRACTS THE WRONG PROSPECTS:** Serious buyers will feel that they should be getting more for their money.
- **HELPS THE COMPETITION:** The high price makes the others look like a good deal.
- **ELIMINATES OFFERS:** Since a fair priced offer will be lower than asking price and may insult the seller, many buyers will just move on to another property.
- **CAUSES APPRAISAL PROBLEMS:** Appraisers must base their value on what comparable properties have sold for.
- **LOWER NET PROCEEDS:** Most of the time an overpriced property will eventually end up selling for less than if it had been properly priced to begin with, not to mention the extra carrying costs.

RESPONSE ADVERTISING AND 24-HOUR MARKETING

Unlike most agents that run “image” advertisements that focus on themselves and how great they are, Peter utilizes Response-Generating Marketing that focuses on potential buyers and what they really want!

These ads are much different than those that most agents run. A very high number of prospects call because of these non-threatening, emotion-arousing ads!

These strategies, combined with the cutting edge technology of our 24-hour Automated Marketing System provide us a steady stream of qualified buyers.

This incredible system allows callers to receive detailed information about your home – even have a feature sheet on your home faxed to them... 24hours a day!

The system also allows Peter to track exactly how many calls are received on every house and from each ad – it even captures the caller’s phone number and most names and addresses.

Peter will give you a quick demonstration at our meeting; it’s really quite amazing.

FREE CONSULTATION
For first time homebuyers and multiplex investors
CONSULTATION GRATUITE
Pour nouveaux propriétaires et investisseurs multiplex

ANYTIME ANYPLACE ANYWHERE

FREE INSPECTION AND/OR NOTARY FEES WITH EVERY SUCCESSFUL TRANSACTION
INSPECTION GRATUITE ET/OU FRAIS DE NOTAIRE AVEC CHAQUE TRANSACTION FINALISÉE

EDUCATIONAL SESSIONS ON / SESSIONS ÉDUCATIVE SUR :

PRE-APPROVALS	PRÉ-APPROBATION
FINANCING	FINANCEMENT
RENOVATION PLAN & BUDGET	PLAN & BUDGET DE RENOVATION
INSPECTION	INSPECTION
RETURN ON INVESTMENTS	RETOUR SUR INVESTISSEMENTS
TRANSACTION SERVICE	SERVICE DE TRANSACTION
RENTAL SERVICES	SERVICES DE LOCATION
TAX BRAKES/BENEFITS	REDUCTION DE TAXES

And other service consultations tailored to your needs - Et autres services adaptés à vos besoins

Courtier Immobilier
PETER RAWSKI
514.679.8578
WWW.PETERRAWSKI.COM

Agence immobilière
GROUPE IMMOBILIER
LONDONO
REALTY GROUP INC

THE HOME HUNTER SYSTEM

The Rawski Team has a unique system to attract buyers and ensure that each buyer will be properly assisted in finding the home that they are searching for. My team has a system that focuses specifically on assisting the large inventory of buyers that our innovative marketing strategies produce. Each buyer is interviewed to determine the features and specifications that they are looking for in a home. That data is then entered into a computer system that will list the homes that match the buyer's criteria.

Buyers are given the features and benefits of those homes that meet their criteria, and will be assisted through each step of the process.

We focus all our efforts on finding a buyer for your home, unlike traditional agents who passively wait for a buyer to come along.

The system allows us to give exceptional service to a large inventory of buyers.

*WE VERY WELL MAY ALREADY
HAVE A BUYER FOR YOUR HOME!*



INTERNET EXPOSURE

175+ COUNTRIES

100+ MILLION PEOPLE

... Facebook, Linked In, Twitter, etc.

In keeping pace with innovation and advancements in computer technology, we now will place your home on our Internet site.

We are constantly looking for ways to give our clients advantages over competitors in the marketplace that go beyond the traditional methods of marketing and promotion.

Full color pictures and a detailed description of your home, where targeted areas of your home will be highlighted. These amazing digital photo montages will be available to well over 100 million people worldwide - anyone with access to the Internet on their computer!



And the best part...Peter will take these professional digital photos immediately (48hr*) and they will be submitted the same day your home hits the MLS!!!

REFERRALS / RELOCATION

Significant portions of our buyers come from outside the local area. These are often job transfers, corporate relocations, and Tri-State area buyers seeking a more rural lifestyle.

As a member of several relocation and referral networks, I get the information on these buyers before anyone else.

This provides more potential buyers for your home, since we always try to show our own listings first to these qualified buyers!

Senior's Real Estate Specialist Network

Accredited Buyer Representative Network

Centris- Internet Referral Network

Certified Finance Specialist Network

Londono/KW International Referral Network

Local Chamber of Commerce (St. Leonard)

RealTalk Group of Top Agents Across The Country.



CONTRACT & NEGOTIATION

When an offer is presented on your home, you will have three basic choices in deciding how to respond.

- 1. Accept the offer.**
- 2. Reject the offer.**
- 3. Make a counter offer.**

Together we will thoroughly analyze the offer, and discuss its strengths and weaknesses. After studying the entire contract, I will give you my recommendation, and then you will decide how to respond.

This is where a competent agent can be worth their weight in gold, because having the right wording or contingency clause in the contract can mean the difference between a smooth transaction and a messy court battle.

Being intricately familiar with real estate contracts, I know how to protect your best interests. My vast experience in contracts and negotiation will benefit you!



Thinking about selling?

When you work with Peter Rawski Team, we want to act in YOUR best interests. We're eager to have you share your concerns & expectations about the sale of your home.

*Please take a moment to complete the survey below...

What are you most concerned about?

	Not Concerned		Very		Concerned
	0	1	2	3	4
Advertising?	0	1	2	3	4
Open Houses?	0	1	2	3	4
Show Procedures?	0	1	2	3	4
Multiple Listing Services?	0	1	2	3	4
Pricing?	0	1	2	3	4
Closing Costs?	0	1	2	3	4
Commissions?	0	1	2	3	4
Security?	0	1	2	3	4
Buyer Qualifications?	0	1	2	3	4
Marketability?	0	1	2	3	4
Financing?	0	1	2	3	4
Negotiations?	0	1	2	3	4
Communications?	0	1	2	3	4

COMMON REAL ESTATE MYTHS

Never select an Agent based on the price they suggest, rather, select your agent based on their CREDENTIALS and MARKETING PLAN, and then decide on price together!

MYTH:

The Peter Rawski Team sells a lot of real estate. Perhaps they are too busy to pay attention to my listing.

TRUTH:

Just as great restaurants are always busy and superior doctors have a heavy patient load, The Peter Rawski Team's success in marketing and selling homes has resulted in a busy schedule. But like good restaurants and doctors, Peter has assembled a team of top-notch people to assist with all of the details. The result is outstanding customer service and support. The long list of satisfied clients speaks for itself.

MYTH:

A "discount" broker can do just as well and save me money.

TRUTH:

Successfully marketing a property in our competitive marketplace takes skill and resources. All of the promotional costs such as photos, brochures, printing, signs, advertisements, MLS fees, direct mail, etc. are paid for by Peter Rawski. How will a discount broker offer such a complete marketing campaign? Does the discount broker have a team to personally tend to your specific needs? Do they have a proven track record of success, or are they just using the lower commission to try to win your business? Do they have the expertise to guide you through the problems that often develop during the closing process?

Remember that you only actually pay a brokerage fee if and when your property sells. Many sellers have found that their commission with a discount broker was really zero, because their property never sold! It is interesting to note that a discount broker does not have a dominant market share in any major city in the country.

MYTH:

I should select the agent that suggests the highest list price.

TRUTH:

This is the oldest scam in real estate sales: Tell the seller what they want to hear, compliment the home, and agree to list it at an unrealistically high price just to get the listing. Then, after you have the listing for a few weeks, start telling the seller that they need to reduce the price.

Peter doesn't play any games. Peter provides a well researched computerized market analysis to determine the true realistic price that your home will bear in today's marketplace. The decisions of which agent to list with and what price to ask are **two completely separate decisions**.

MYTH:

Property condition is not that important to buyers.

TRUTH:

WRONG! A property in superior condition will sell faster and for a higher price than a home in average condition. Buyers purchase properties that are most appealing, and a home in great condition with a reasonable asking price always tops the list. Sellers that invest in necessary repairs and keep their home clean and fresh always reap the rewards!

MYTH:

Empty homes are harder to sell than occupied homes.

TRUTH:

Vacant homes often sell faster for several reasons, but again it all depends on condition. A vacant home that is clean, in good repair, and priced fairly will sometimes sell fast because the rooms will appear larger without furniture and clutter, buyers can easily visualize their furnishings in the home, and most agents prefer to show vacant homes because they can go anytime without worrying about making appointments, etc.

MYTH:

Pricing a home for sale is a mysterious process.

TRUTH:

Your home will sell for what the market will bear. To determine the range of value for your home, it takes a solid knowledge of the market. And because every home is unique, your home will sell more near the high or low end of the range depending on its specific attributes like location and condition. Peter utilizes a computer database along with years of experience to help you decide where to set the price. It is not simple, but it isn't mysterious either.



QUESTIONS

Selling your home is a complex process, and it's only natural for you to have some questions and concerns. Please don't hesitate to ask any question that you may have. When it comes to selling your home, there is no such thing as a dumb question!

Please note any questions you have, so that we can address them during our meeting:

- 1 _____
- 2) _____
- 3) _____
- 4) _____
- 5) _____
- 6) _____
- 7) _____
- 8) _____
- 9) _____

When you purchased this house, you did so for very specific reasons. Reasons that might sell it as well!

IF...


**someone was looking at your home,
what specific things would you want
to point out to them or our team?**

Courtier immobilier résidentiel
PETER RAWSKI
Residential Real Estate Broker

COURTIERS DES VENTES DU MOIS
SALES BROKERS OF THE MONTH

10
YEAR
ANNIVERSARY
GROUPE IMMOBILIER
LONDONO
REALTY GROUP INC.

Notes:



A real estate advertisement featuring a man in a blue suit and tie, smiling, standing in front of a modern, multi-story building at night. The word "LONDONO" is overlaid in large, semi-transparent letters. The background is a deep blue sky.

Courtier immobilier Certifié
PETER RAWSKI
Certified Real Estate Broker

514 679 8578
www.peterrawski.com